



FEEDBACK

VOLUME 56 ISSUE 4

APRIL 2011

**MASSILLON AMATEUR
RADIO CLUB OFFICERS**

PRESIDENT
Wade Huthmacher
WD8MIU
wd8miu@gmail.com

VICE PRESIDENT
Tom Phelps
WD8MBE
wd8mbe@sbcglobal.net

SECRETARY
Robert Keller
AC8GE
ac8ge@arrl.net

TREASURER
Gary Kline
WC8W
wc8w@sssnet.com

MRN NET Tue, Thur & Sun
7:30 PM 3.60 MHz

WEST STARK INFO NET
FRIDAYS 8:00 PM
147.18 MHz
(except 1st Fri of month)

Contents

Secretary's Report -----2
N8ATZ Column -----3
KB6NU Column (Feb) -----4
How to pack a box; Humor ---5
Prez Sez -----6
Fun Project ! -----7
Shirt Order Form -----8
Calendar by K8INN -----9
MARC Back Page -----10
VHF Contest flyer -----11
MARC EM Plan -----12,13

-- SHORT SKIP --

April and lightning season begins. Those noise crashes you hear in April aren't static crashes Bunkey. It's lightning ! Always remember to disconnect your antenna lead - in and all power cords to avoid any lightning damage.

Also keep in mind that lightning never strikes twice 'cause after a direct hit ain't nothing left !



73 de WB80WM

MARC APRIL MEETING

The meeting for the month of April will be held on April 1st, 2011 at the Massillon Senior Center in downtown Massillon at 8:00 PM.

Nope; no April fool's joke here, we will have a regular business meeting and it's beginning to look like a good one! I really don't know what President Wade has in mind but it's not too early to begin discussing Field Day Activities ! There has been some talk about moving the location as we have been at the same site for the past 16 years ! Trouble is, we are spoiled because of the great facilities at Petro's and it will be hard to beat anywhere else ! But we shall see !

Again this month we are offering "T" shirts and jackets with the club's logo printed on them. Be sure to see order form on page 8 of this issue !

Oh and be sure to sign up for the Stark County VHF QSO party! Great fun ! See flyer page 11!

VICE PRESIDENT'S POSITION

We have just received word that our current Vice President, Tom Phelps WD8MBE must step down as our Vice President because of health reasons.

According to our Code Of Regulations we must replace him at our next business meeting which will be April 1st. So therefore we will take nominations from the floor, vote on it and swear in the new Vice President -- all in the same meeting. If you have ever thought about becoming an officer of MARC, please step up and offer your services !

APRIL PROGRAM

The program for the month of April will be a discussion on ARES and Skywarn hosted by our own Mike Palmer KD8ENV Don't miss it !

MARC MINUTES

March 4, 2011

The Massillon Amateur Radio Club monthly meeting was held at the Massillon Senior Center Friday March 4, 2011 with 26 members and guests in attendance.

After a round of introductions, Byron KF8UN with a second by Don W8DEF made the motion to suspend the reading of the minutes and accept them as printed in the Feedback. Motion passed.

Gary WC8W gave the treasurer's report.

Tom WD8MBE gave the V.P. report on various newsletters, update on Stark Co. VHF QSO Party on April 2nd, and information regarding HB-607 D-Block of Frequencies for development of interoperable Public Safety Wireless Network. Including directions for submission of letters of opposition to U.S. Representative Jim Renacci.

Committees:

Amendment Committee – Proposed amendment Article I, Section I – Revocation of membership to MARC was tabled to committee for further review. Committee to reconvene for additional study of proposed change.

Old Business:

Secretary position, Motion to nominate Robert AC8GE by Bruce KC8RKS, second by Byron KF8UN. Robert accepted nomination. Candidate ran unopposed.

New Business:

Don WD8DEA, (Trustee) and Robert AC8GE (Secretary) sworn in by MARC President Wade WD8MIU.

Joe WD8BGW provided update to Massillon Rotary Club grant application.

Jim WA8GXM suggested letter regarding opposition to HR 607 be sent on behalf of MARC to U.S. Representative Jim Renacci and signed by club secretary.

Perry W8AU provided update on Safety Fest to be held at Clay's Park on June 4, 2011. Motion made by Bruce KC8RKS, second by Byron KF8UN for MARC participation in Safety Fest. Motion passed.

Mike KD8ENV read proposed amendments to MARC Code of Regulations. Of 8 amendments submitted 7 passed with 2/3 majority vote with one amendment tabled for further review.

Amendments Passed: Amendments can be reviewed on MARC website www.w8np.org (yet to be posted), below is list of amendments passed by vote of membership in attendance.

Article I – Section C, Article I – Section B, Article III – Section C, Article III – Section H #4, Article IV – Section A, Article IV – Section J

50/50 was won by Robert AC8GE for \$18.00.

Minutes by acting secretary Mike KD8ENV

... SKYWARN SPOTTER TRAINING ...

In Severe Weather Awareness Week here in Stark County unofficially started on Thursday, March 19th as countless Amateur Radio operators and other Public Safety workers participated in our annual Skywarn Spotter Training Seminar.

Each year local amateurs involved in the Skywarn Spotter program provide countless hours of community service by providing severe weather spotter reports to the Cleveland National Weather Service (NWS). Thanks to this training, spotters provide actual visual confirmation to the potentially severe weather seen by the NWS. Forecasters depend on these reports to issue Watches and Warnings for our area. The reports are relayed via Amateur Radio directly to the Cleveland NWS forecast office.

Hosted again this year by Stark State College of Technology and moderated by Tim Warstler, Director of the Stark County Emergency Management Agency, the seminar was presented by Cleveland Weather Coordinating Meteorologist Gary Garnet, KC8TJI returning for his twelfth consecutive season.

The training seminar which covers the science of severe weather teaches spotters to observe cloud formations and the signs that severe weather is approaching. The course also covers spotter safety and how to report weather to the NWS. This year's program included some additional information from last years severe weather season. Our appreciation to local Skywarn coordinators Mike Lackney, KB8MIB, Michele Gill, KC8ZEJ and Mike Palmer, KD8ENV who assisted with the registration.

This year's attendance was nearly 125, with nearly 25 first time guests who earned their Skywarn Spotter Certification. New spotters are issued spotter numbers which assist forecasters in locating the spotters precise location. As usual nearly 30% of the crowd was comprised of area amateur radio operators. EMA Director Tim Warstler was also very pleased by the solid turnout and has been well aware of the local ham operators support to both the Skywarn program as well as his office. "My experience is that they are extremely talented and very professional radio operators who have been a valuable asset to this office."

Cleveland WCM Gary Garnet was also impressed by the turnout. "The amateurs of Stark County have always been strong supporters of the Severe Weather Spotter program, Stark County always rates as one of the largest groups for our Spotter Seminars."

Marvin Secrest of M & K Engraving was also in attendance again this year. Marvin is our exclusive supplier for Skywarn ID badges and was very busy throughout the seminar.

A revised brochure was handed out during the seminar that provides tips on severe weather spotting. If you didn't get one you can download a copy from the Stark Co ARES

Website.

The Statewide Tornado Drill will then be held on Wednesday, March 23rd at 9:50 AM for the purpose of testing local severe weather notification systems including Television, Radio, Cable and local neighborhood warning sirens. Stark County ARES will activate a severe weather net on the 147.12 Mhz ARES Repeater accepting check-ins for those stations hearing warning sirens.

... SHIRT ORDER UPDATE...

I was out of town and didn't make last months club meeting but Don, W8DEF has indicated he received a few orders for club shirts. We will continue taking orders through the end of April before we need to turn in our order to Bonnie's. Sample shirts will once again be available for sizing at the April meeting and you can always download the order form from the club website (also on page 8 of this issue of Feedback; ED) to complete and send to me along with your check or money order made payable to the MARC for the total order.

We are still far short of the minimum order of 24 garments needed to fill the order. The prices were based on this minimum. If you are also ordering a jacket, this will count towards our minimum order but you will need to visit Bonnie's shop in Massillon to pick out the jacket of your choice.

... MS WALK ...

The club has once again been asked to provide safety & support communications for the Annual Massillon MS Walk on Saturday, April 30th. The walk will begin from the Massillon Recreation Center in downtown Massillon and will run from 8:00 AM until about 2:00 PM. The club has assisted with this event for many years and it is a great public service communications exercise and good exposure for the club.

I hope to have a sign-up sheet available at the April club meeting but please contact me if you can assist us with this event. We normally need about 8 to 10 volunteers for this walk to staff rest stops and safety checkpoints and will use the clubs 2 meter repeater for communications

That's it for this month.

73's
Terry – N8ATZ

KB6NU's Column for February 2011

===== The Lost Art of Cable Lacing By Dan Romanchik, KB6NU

The Make: magazine blog is a wealth of information for amateur radio operators. Recently, they ran a post on what they consider to be on the "lost technology" of cable lacing <<http://blog.makezine.com/archive/2009/07/lost-knowledge-cable-lacing.html>>.

The blog post does a great job of explaining the technique and includes several illustrations. One of them <http://cdn.makezine.com/make/blogs/blog.makezine.com/upload/2009/10/lost_knowledge_cable_lacing/cableLacing6b.gif> is a drawing from an old ARRL handbook. There are also a link to the Wikipedia page on cable lacing <http://en.wikipedia.org/wiki/Cable_lacing>.

Nowadays, we mostly use zip ties to bundle cables, but there are disadvantages to using them. For one thing, to apply them properly, you should have a tool that controls how tightly the zip tie holds the wires. This is to prevent crushing the insulation.

Also, I've found that zip ties don't do so well when the cable has only two or three wires. They're just not designed to hold so few wires. I think that cable lacing would do a much better job of keeping a small bundle of wires together, say wires that connect front panel components to a PC board.

Cable lacing certainly looks much cooler than zip ties. This is the perfect technique for those homebrewers that want to make their projects look great as well as work great.

I asked on my blog, "Now, where can I find the 'wax-impregnated cotton or twine'?" and my readers came through. Hamilton said, "Apparently you find wax string here: <http://www.kitkraft.biz/product.php?productid=1496>. I remember using it for something as a kid, but I can't place it." Ron McKenz wrote, "I notice that a number of telco vendor sell waxed lacing cord. Here are a few URLs: <http://www.sourcetelsupply.com/catalog/index.php?cPath=27>, <http://www.tessco.com/yts/resourcecenter/pdfs/clablelacing-FAQ.pdf>, and <http://www.oelsales.com/product.cfm/267/>.

Ned, WB4KBO, said, "I would suggest a large roll of dental tape and a large-diameter curves sewing needle for fabricating harnesses. I was told that this was the material of choice for lacing harnesses when i worked at Heath Company many years ago. Makes sense to me. Buy it at Meijer for an occasional harness, or a dental wholesale supply house if you are going into production. Also great stuff for kite rigging, vine lacing and many other things.

"Mike, WA6ARA wrote, "What you want is Mil-T-43435. It is better than a cord, it is a flat weave tape, nylon, and waxed.

It is made for cable lacing but is use now in the parachute industry as "super tack". Item T1050 at <http://www.paragear.com>

"So, there you have it. Links to show you how to do it, and a couple more links for where to find the lacing material. I now expect all of our homebrew to look a lot neater.

=====

When not worrying about how to lace cable instead of using zip ties, Dan, KB6NU, blogs about ham radio at www.kb6nu.com, teaches ham radio classes, and operates CW on the HF bands. Look for him around 7.030 MHz or e-mail him pictures of your beautifully-laced cables at cwgeek@kb6nu.com.

(Ed Note: Dan's February column didn't reach us in time for print in the March Feedback so we are printing it now. The March column has not arrived in time for our deadline so we will publish it next month)

A NOTE FROM DON W8DEA

Good Evening.

Starting the first Sunday in April (April 3rd); the New Boston Amateur Radio Club will begin a 10 meter Net. This is an open net and all amateurs are welcome to check-in. Please feel to pass this information along to other amateurs.

Name: NEBAR (New Boston Amateur Radio Club) 10 Meter Net

Date: Every Sunday (Starting April 3rd, 2011)

Time: 7:30 PM

Frequency: 28.350 Mhz

How to Pack A Box

Ode To A Boat Anchor Box

Let me share with you my secret for safely packing a vintage radio to ship.

The survivability factor is directly proportional to the number of times the bar code is scanned, raised to the second power, and divided by the number of transportation vehicles or devices used during transit from initial pick up to final drop off. Because the third factor in the equation is highly variable, just pick any number between one and twenty and square it.

First wrap the receiver in fragrance free toilet paper. It absorbs moisture really well. Next place the receiver inside a two ply plastic trash bag to keep out dust, packing material particles and rodents that commonly inhabit the warehouses where the boxes are stored. If you are not an animal lover, put several pretzels soaked overnight in arsenic of lead inside the trash bag. Not only kills hungry rodents, but causes the fingers of potential thieves to turn blue and fall off within forty-eight hours. Easy to find the thief that way. Seal the trash bag with a few staples and use your daughter's hair dryer to melt the seams shut.

Next wrap the receiver in dough from a Little Caesar's pizza place. That stuff is practically indestructible, as well as indigestible. Most rodents won't even attempt to chew it, as they have learned it is better than cheap Carmel for pulling out their incisors!

You don't need to bake the dough, flavor is not a factor here. Anyone inspecting the package will think it is just a very large tortilla, thus eliminating the issue of theft by unscrupulous shippers. Unless they are really hungry, but don't forget those pretzels still inside! The dough won't digest, so the police can easily identify the potential thief during the autopsy by the dough lumps still in the stomach.

Now comes the really important part, so pay close attention here. You must completely encase the receiver in Silly Putty. You do not need to double box it. You do not need to use that spray foam stuff in a can, Dream Whip or whatever. You do need a hundred feet of bubble wrap that sometimes pops under stress and sounds like an active popcorn machine inside the box. A sure way

to get the UPS or postal inspectors to open the box. But do not worry, remember those pretzels?

Now place the Silly Putty coated parcel inside a double walled cardboard box with a burst strength of at least 350 pounds per square inch. Roughly the same as Fruit Of The Loom briefs that are one size too small trapping gas from beer, pickled hard boiled eggs and sardines. If it pops, the room will clear very quickly!

Do not worry about packing anything around the parcel inside coated in Silly Putty. Just seal the box shut with lots and lots of that two inch wide clear shipping tape. Wrap it like one of those Egyptian mummies. Don't worry about grave robbers or warehouse thieves, remember those pretzels?

Never ever write the word "FRAGILE" on a box. It is an absolute guarantee that somebody will try to flip it into the air with a fork lift truck and catch it! Never ever write "Handle With Care" on the box either. It will always result in parcel handlers betting on how many times the box can fall off the conveyer belt before the sides split out! Always write "Contains Raw Rutabagas" and nobody will touch the box!

Now no matter what the shipper does to this parcel, they can not hurt it. The Silly Putty will absorb all shocks and cause the box to bounce like basketballs at a dribbling seminar. It won't matter if they fling it off the USM conveyer belt at twenty feet onto a concrete floor and try to spear it with a fork lift or the UPS robotic parcel picker arm tries to do a bank shot like Minnesota Fats and drop the parcel in the side pocket of a waiting brown truck. The box will bounce harmlessly, the contents remains undamaged and they have to deliver it with a shipping box that resembles a stack of documents run through the postal system mail shredder. Do not be alarmed if the delivery person bounces the box up to your door. It is just that Silly Putty doing what it does best. Defying humans to destroy it! As indestructible as military issue Spam and as tough as any bus station steak. But your boat anchor is safe and sound inside, not a scratch, dent, ding or flattened front panel.

One thing, though. Good luck unpacking the receiver! No matter how frustrated you become trying to pry that Silly Putty off with a Swiss Army knife or suck it off with a Kirby vacuum on steroids and plugged into a 220 volt line, do not eat those pretzels!

April Feedback Persident's Comments

Massillon Radio Club Members,

Spring has Officially Arrived here by the calendar, but living in Ohio sometimes they don't always line up. However its time for us to be thinking about all the things we can do outdoors when the weather starts staying nice. If you can think of anything you might want the club to consider. Please give us your ideas. Like a club picnic or a mini Field Day, or a mini ham fest out of your truck or car trunk. Whatever you think of we will talk about as a club and possibly pull together. Please e-mail your thought and Ideas to me wd8miu@gmail.com

Our Friday Night West Stark Information Net is still moving along, however we only have about 4 net controllers, we would like to double that number, so Please e-mail me or Don Wade

As you saw me say *Our* net, not the 4 net controllers net. There is no wrong way, *the only wrong way is not trying!* We need your Involvement!

Upcoming Club Events:


1. Friday April 1st Club Meeting @ 8:00 PM
2. Saturday April 2nd Alliance VHF Simplex Contest
3. Annual Massillon MS Walk on Saturday, April 30th.
4. The First week of June Safety Fest @ Clay's Park
5. Last week of June Field Day

OK, I hope to see You All on Friday April 1st @ 8:00 PM , come earlier to Visit


Thank You for allowing me to be your President

de WD8MIU Wade

HAPPY EASTER APRIL 24, 2011



What in the World is this ?



One really big trumpet ! Actually it is a listening device; i.e. to detect aircraft before they invented radar (World War I era). Simply pointed in the general direction and you could hear the approaching aircraft -or the proverbial pin dropping in the next county ! Thanks to Rick K8RIC for sending us this picture and other pictures of interesting listening devices.

Below is a picture of Jim, WA8GXM recieving his "Dirigible Best Dressed Prep Award - a little late for the January Banquet ! Thanks for the pic's Ralph !



Make a Battery

Some kinds of batteries produce electricity by a chemical reaction between two different metals (electrodes) immersed in acid (electrolyte). Figure out how to make your own batteries in case the limited supply on the island runs out.

You'll need:

- two wires with the ends stripped off
- aluminum foil
- scissors
- small bowl
- warm water
- salt
- tape
- 6 pennies (copper coins)
- paper towels
- 1.5 volt penlight light bulb
- a paper plate

What you do:

Partially dissolve 1 tablespoon of salt in 1 cup of warm water. Some salt should still be evident in the bottom of the bowl. Place a penny on the aluminum foil and draw around it. Repeat five times. Do the same thing with the paper towel. Cut out the circles. You should have six foil circles and six paper ones. Tape the end of one wire to a foil circle. Dip a paper circle in the warm, salty water. Place the foil circle with the wire on the plate, and put a wet paper circle and a penny on top of it. Using all the foil, pennies, and paper circles, build alternate layers. Then tape the other end of the wire to the last coin and put it on top. This is your battery.

Test the battery with the light bulb. Attach the end of one wire to the metal terminal end of the light bulb. Wrap the end of the other wire around the metal shaft of the light bulb. Can you see the bulb light up?

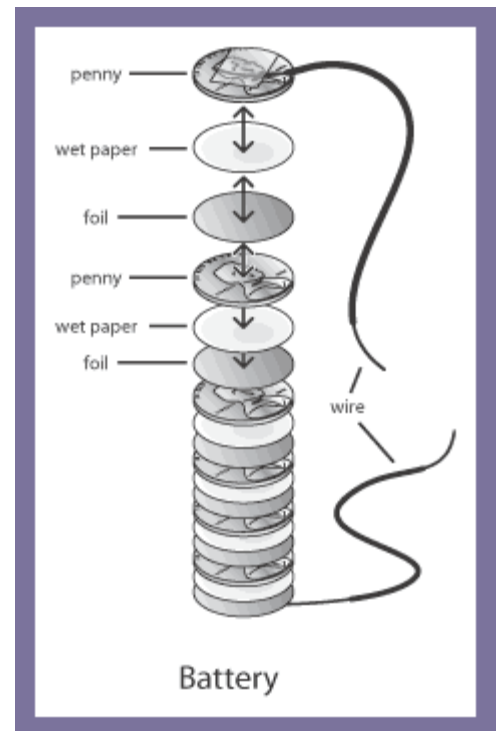
What's going on?

The metal atoms in the foil dissolve into the electrolyte (the warm, salty water) and electrons are left behind. Electricity is created when the electrons flow through a circuit (the foil circles and paper circles soaked in warm, salty water). When the metals eventually dissolve completely into the electrolyte, no more electrons are formed and the battery stops working. The first battery (Volta's Pile) was developed about 1800 by Alessandro Volta. He stacked discs of copper, zinc, and cardboard soaked in salty water in alternate layers and measured an electronic current.

Activity adapted from Neil Ardley. 101 Great Science Experiments. Dorling Kindersley, 1993. For instructions on creating a similar battery, see http://www.exploratorium.edu/snacks/hand_battery.html.

For more information, see Rough Science episode 5: "Sun and Sea"

(Thanks to Rick K8RIC for sending us this "Fun Project")



**Massillon Amateur Radio Club
Club Shirt Order Form
Deadline to order shirts is April 22, 2011**

T-SHIRT Orange in color with black lettering

Will contain club logo on right and name callsign on left.

Quantity _____

Size: _____ Medium _____ Large _____ X-Large _____ Other

Member Cost is \$15.75

POLO SHIRT Ash Grey Color with black lettering

Front same as T-Shirt. Full size Club State logo on back.

Quantity _____

Size: _____ Medium _____ Large _____ X-Large _____ Other

Member Cost is \$ 26.25

Jackets are also available—Contact Terry Russ, N8ATZ for details and pricing.

Name: _____ Callsign: _____

Address: _____

Phone: _____

Total Order: _____

Make Check Payable to MARC for order total.

Mail completed order form to Terry Russ, N8ATZ or bring to club meeting.

April 2011

W8NP Monthly Planner

Sunday	Monday	Tuesday	Wednesday	Thursday	Friday	Saturday																																																																																																		
<p>Upcoming Events: May 14 - Canton / Massillon ARC VE Test</p> <p>May 20 - 22 - Dayton Hamvention</p>	<table border="1" style="margin: auto;"> <tr><th colspan="7">Mar 2011</th></tr> <tr><th>S</th><th>M</th><th>T</th><th>W</th><th>T</th><th>F</th><th>S</th></tr> <tr><td></td><td></td><td>1</td><td>2</td><td>3</td><td>4</td><td>5</td></tr> <tr><td>6</td><td>7</td><td>8</td><td>9</td><td>10</td><td>11</td><td>12</td></tr> <tr><td>13</td><td>14</td><td>15</td><td>16</td><td>17</td><td>18</td><td>19</td></tr> <tr><td>20</td><td>21</td><td>22</td><td>23</td><td>24</td><td>25</td><td>26</td></tr> <tr><td>27</td><td>28</td><td>29</td><td>30</td><td>31</td><td></td><td></td></tr> </table> <table border="1" style="margin: auto;"> <tr><th colspan="7">May 2011</th></tr> <tr><th>S</th><th>M</th><th>T</th><th>W</th><th>T</th><th>F</th><th>S</th></tr> <tr><td>1</td><td>2</td><td>3</td><td>4</td><td>5</td><td>6</td><td>7</td></tr> <tr><td>8</td><td>9</td><td>10</td><td>11</td><td>12</td><td>13</td><td>14</td></tr> <tr><td>15</td><td>16</td><td>17</td><td>18</td><td>19</td><td>20</td><td>21</td></tr> <tr><td>22</td><td>23</td><td>24</td><td>25</td><td>26</td><td>27</td><td>28</td></tr> <tr><td>29</td><td>30</td><td>31</td><td></td><td></td><td></td><td></td></tr> </table>				Mar 2011							S	M	T	W	T	F	S			1	2	3	4	5	6	7	8	9	10	11	12	13	14	15	16	17	18	19	20	21	22	23	24	25	26	27	28	29	30	31			May 2011							S	M	T	W	T	F	S	1	2	3	4	5	6	7	8	9	10	11	12	13	14	15	16	17	18	19	20	21	22	23	24	25	26	27	28	29	30	31					<p style="color: red; font-size: 24px;">1</p> <p style="color: red;">April Fool's Day</p> <p>Massillon Amateur Radio Club Meeting, Senior Center, Massillon, 2000</p>	<p style="color: red; font-size: 24px;">2</p>
Mar 2011																																																																																																								
S	M	T	W	T	F	S																																																																																																		
		1	2	3	4	5																																																																																																		
6	7	8	9	10	11	12																																																																																																		
13	14	15	16	17	18	19																																																																																																		
20	21	22	23	24	25	26																																																																																																		
27	28	29	30	31																																																																																																				
May 2011																																																																																																								
S	M	T	W	T	F	S																																																																																																		
1	2	3	4	5	6	7																																																																																																		
8	9	10	11	12	13	14																																																																																																		
15	16	17	18	19	20	21																																																																																																		
22	23	24	25	26	27	28																																																																																																		
29	30	31																																																																																																						
<p style="color: red; font-size: 24px;">3</p> <p>Massillon Radio Net - 3599.5, 1930</p> <p>Two Rivers ARC Hamfest, at The Spectrum in Boston, PA., www.trarc.net</p>	<p style="color: red; font-size: 24px;">4</p>	<p style="color: red; font-size: 24px;">5</p> <p>Massillon Radio Net - 3599.5, 1930</p> <p>Stark County ARES Net on 147.12 at 7:00 PM</p>	<p style="color: red; font-size: 24px;">6</p>	<p style="color: red; font-size: 24px;">7</p> <p>Massillon Radio Net - 3599.5, 1930</p>	<p style="color: red; font-size: 24px;">8</p> <p>West Stark Info Net - 147.180 at 2000</p>	<p style="color: red; font-size: 24px;">9</p> <p>Cuyahoga Falls ARC Hamfest Ctc: Ted, W8TTS @ 330-688-2013</p>																																																																																																		
<p style="color: red; font-size: 24px;">10</p> <p>Massillon Radio Net - 3599.5, 1930</p>	<p style="color: red; font-size: 24px;">11</p> <p>BD KC8QOC</p>	<p style="color: red; font-size: 24px;">12</p> <p>Massillon Radio Net - 3599.5, 1930</p> <p>Stark County ARES Net on 147.12 at 7:00 PM</p>	<p style="color: red; font-size: 24px;">13</p>	<p style="color: red; font-size: 24px;">14</p> <p>Massillon Radio Net - 3599.5, 1930</p>	<p style="color: red; font-size: 24px;">15</p> <p>West Stark Info Net - 147.180 at 2000</p>	<p style="color: red; font-size: 24px;">16</p>																																																																																																		
<p style="color: red; font-size: 24px;">17</p> <p>Massillon Radio Net - 3599.5, 1930</p>	<p style="color: red; font-size: 24px;">18</p>	<p style="color: red; font-size: 24px;">19</p> <p>Massillon Radio Net - 3599.5, 1930</p> <p>Stark County ARES Net on 147.12 at 7:00 PM</p>	<p style="color: red; font-size: 24px;">20</p>	<p style="color: red; font-size: 24px;">21</p> <p>Massillon Radio Net - 3599.5, 1930</p>	<p style="color: red; font-size: 24px;">22</p> <p>BD KC8IUU BD KC8NSE West Stark Info Net - 147.180 at 2000</p>	<p style="color: red; font-size: 24px;">23</p> <p>Jackson County Amateur Radio Club Hamfest, Jackson, OH, CTC: Don 740-887-3533</p>																																																																																																		
<p style="color: red; font-size: 24px;">24</p> <p style="color: red;">EASTER</p> <p>Massillon Radio Net - 3599.5, 1930</p>	<p style="color: red; font-size: 24px;">25</p>	<p style="color: red; font-size: 24px;">26</p> <p>Massillon Radio Net - 3599.5, 1930</p> <p>Stark County ARES Net on 147.12 at 7:00 PM</p>	<p style="color: red; font-size: 24px;">27</p>	<p style="color: red; font-size: 24px;">28</p> <p>BD K8XAF Massillon Radio Net - 3599.5, 1930</p>	<p style="color: red; font-size: 24px;">29</p> <p>West Stark Info Net - 147.180 at 2000</p>	<p style="color: red; font-size: 24px;">30</p> <p>MS Walk - Massillon and North Canton</p> <p>River Cities Amateur Radio Association, Ashland, KY. Ctc: Ken, 606-836-9170</p>																																																																																																		

Please contact K8INN for updates, changes, or additions.

MASSILLON AMATEUR RADIO CLUB
P.O. BOX 73
MASSILLON, OHIO 44648

FIRST CLASS MAIL

TO:



75 Years in existence 1927-2002



VISIT US ON THE WEB AT; <http://www.w8np.org>

<i>President</i>	<i>Wade Huthmacher</i>	<i>WD8MIU</i>
<i>Vice President</i>	<i>Tom Phelps</i>	<i>WD8MBE</i>
<i>Secretary</i>	<i>Robert Keller</i>	<i>AC8GE</i>
<i>Treasurer</i>	<i>Gary Kline</i>	<i>WC8W</i>
<i>Editor</i>	<i>Gary Kline</i>	<i>WC8W</i>
<i>Trustees</i>	<i>Don Finley</i>	<i>W8DEF</i>
	<i>Mike Palmer</i>	<i>KD8ENV</i>
	<i>Don Wade</i>	<i>W8DEA</i>
<i>W8NP Trustee</i>	<i>Perry Ballinger</i>	<i>W8AU</i>
<i>W8NP Webmaster</i>	<i>Terry Russ</i>	<i>N8ATZ</i>

Published by the Massillon Amateur Radio Club, P.O. Box 73, Massillon, Ohio 44648. The Club meetings are the first Friday of every month (except January) at 8:00 PM at the Massillon Senior Citizens Building at 39 Lincoln Way West, Massillon, Ohio.

Stark County VHF QSO Party



Make as many contacts as you can on 2 Meter FM Simplex!

Stark County contacts are worth **2 Pts**,
all others are worth **1 Pt!**

36 Multipliers!

3 Bonus Stations Will Be On The Air!

Download Entry forms, Rules, and Information at:

<http://www.w8lky.org/2mcontest/aarc2mtrtest.pdf>,

or

e-mail: 2mcontest@w8lky.org!

Sponsored by:

The Alliance Amateur Radio Club

2mcontest@w8lky.org

www.w8lky.org

MARC and an Emergency Communications Program

An integrated Approach For The long Run

For sometime, our Club has drifted away from one of its claimed reasons for being; communications for emergencies as a service to the greater community. Some efforts have been made in the form of our trailer, and there is a Club Station of sorts, with marginal capabilities. Other bits and pieces of support communications have been toyed with, but a critical analysis of our Club's effort would indicate we talk a good story (Just attend any of the recent meetings), but if the chips were down we're all talk with no coherent communications plan.

Reality suggests we are not prepared for a real life emergency of any serious scale, with no master plan, tying necessary parts of an effective emergency communications program together as a reliable back up system for primary public service operations.

Members might ask this question: is it a purpose of the Club to be involved in providing serious back up communications for primary responders in case of a larger event where Amateur's can offer supporting communications? Your answer is important, and serious. If your answer is no, the discussion is over. No need to pretend we're a serious community resource.

But, if the Club claims a role in such circumstances, the following might be an approach to what too often seems like a Club without purpose, lost in endless discussion devoid of much of anything to do with radio, either for fun, or serious radio, and communications as a community asset. We don't 'feel' like a radio club, one that does radio for fun and purpose; there is no joy.

Conversations on the street, chatter from the back rows and coffee talk over past months, have suggested a possible approach to energizing our Club. The idea suggests a new effort, to design and implement a comprehensive Emergency Communication Master Plan for the Club. It would start with a standing committee appointed by the President, with findings and recommended action reported to the members as available.

Such a plan must start with a clean slate, surveying all aspects of the specific role the Club might play in community emergency communications. To be effective, such a committee should be limited in size, to keep it nimble and flexible, and importantly be comprised of 'new blood' . . . a way to tap and include energy and imagination of newer members who enjoy being involved in a new broad project involving the serious side of Ham Radio.

Too often we get lost in the shadows of the old timers, but with the world an increasingly very dangerous place, new ideas, new energy and opportunities for new members to contribute can give a purpose and incentive to what can be a mainline on-going project for MARC; a kind of steady, focused back bone project.

Such a committee, in developing a Club Master Plan, may tap specific areas of expertise as resources, but only as they might contribute to an integrated whole. Such a committee should avoid the 'not invented here' syndrome that too often stifles new ideas and discourages those who have them. . . If such a project is attempted, it can be an opportunity for fresh ideas, yet use specialized tech info as required for inclusion in the Club's Master Plan.

Finally, it is evident various communications fragments do exist, in various states of 'ready to go'. The Club station, Club trailer, hospital communications, public services liaisons, CAP, Winlink, training for effective communications under stress, hands on practice with equipment set up and service, and more are items for review and sorting into how each might tie to a club master plan and to include/tap all members in some phase of fitting together in case of a real event. Such would be the initial task of a standing MARC Emergency Communication Committee.

No one I've chatted with over the past year or so, can answer even a few of these typical questions with respect to the Club and our community, if we have an emergency and are called upon as Amateurs. Some questions . . . What exactly would you do? Where would you go? What equipment would you use? Does the club have equipment easily accessible? Do you have emergency equipment? Any idea what frequencies you might turn to if you thought you could help? Do you know who/how to contact anyone in public service? Are you qualified to be near or help near a major disaster? Even if you wanted to help, who would you talk to, and have you tried communicating under stress?

Just a few questions for which there are no common and uniform answers . . . no general discussion in the Club, no one responsible for the entire topic of the Club's role in the event of a problem. There is no plan, no way to teach our new members and those new to

this aspect of our hobby, no way to inform, and prepare ways to use radios that have far more capability than most know how to use. . . There is no plan . . .

Finally, our Club, like most such organizations, needs real projects of substance to give it a sense of purpose and a way to grow its expertise. If the answer to the question above is 'yes' . . . then here is a way to get started, to put our best foot forward as a community asset . . . and a legitimate reason for the Club to exist, and move with purpose with real service potential, and for Amateurs to do some real radio from the soldering iron to real behind the Mic communications. Consider your answer carefully . . .

73 De W8KXR

is and has been much discussed to the point of exhaustion, and has resulted in some