



FEEDBACK



VOLUME 56 ISSUE 10

OCTOBER 2011

MASSILLON AMATEUR RADIO CLUB OFFICERS

PRESIDENT

Wade Huthmacher
WD8MIU
wd8miu@gmail.com

VICE PRESIDENT

Byron Berger
KF8UN
bberger@starkstate.edu

SECRETARY

Robert Keller
AC8GE
ac8ge@arrl.net

TREASURER

Gary Kline
WC8W
wc8w@sssnet.com

MRN NET Tue, Thur & Sun
8:30 PM 3.60 MHz

WEST STARK INFO NET
FRIDAYS 8:00 PM
147.18 MHz
(except 1st Friday of month)

Contents

Secretarys Report-----	2
N8ATZ Column-----	3
KB6NU's Column-----	4
FOR SALE -----	5
Follow up WA8MKH Article --	6
MARC Picture Page -----	8
Claendar by K8INN -----	9
MARC Back Page -----	10

--- SHORT SKIP ---

October ! So where O' where are the promised sunspots Bunkey ? I thought they'd be here by now

DAFFYNITIONS: Delayed gratification = your incoming envelope from the QSL buro ! (HI)

73 de WB80WM



OCTOBER MEETING

The meeting for the month of October will be held at the Massillon Senior Center on October 7th, 2011 at 8:00 PM.

This is it ! The last meeting before the Hamfest 2011 ! At last month's meeting, members volunteered for the "leaders" positions for the Hamfest. Now hopefully things will "fall into place" at the 'Fest ! As all of you should know that the Hamfest is our "major" source of income and it will take nearly every member to achieve our goals. We have investigated other sources of income but nothing has panned out as yet. That will be determined in future meetings.

So please contact your "team leader" and volunteer to help with the Hamfest to make this year a huge success. Much work is still needed to be done and we cannot do it without your help !

MARC HAMFEST 2011

Some "last minute instructions" . Set up will begin at the Boys & Girls Club on Saturday morning at 9:00 AM. We need to set up tables, chairs, run electric cords, and mark each table sold with the vendors number, and set up the Auction room as well ! That way Sunday morning will not be such a hassle with most everything already set up. Sunday will be hectic enough with setting up of the front entrance and checking in all vendors in the back and setting up the 2 meter check-in station and etc. jobs ! . The VE tables likewise need to be set up so we can greet candidates for the exam. Let's all have a great Hamfest ! See you there !

OCTOBER PROGRAM

Our Vice President, Byron KF8UN, has set up a video for us to watch about a DXpedition to far away Herd Island. I'm sure everyone will enjoy it. See ya at the meeting !

MARC MINUTES

September 3, 2011

The Massillon Amateur Radio Club monthly meeting was held at the Massillon Senior Center on Friday, September 3, 2011 with 21 members and guests in attendance.

After a round of introductions, Andrew WB8WFO, with a second by Sam N2TJX, made the motion to suspend the reading of the minutes and accept them as printed in the Feedback. Motion passed.

Committees:

Byron KF8UN is to investigate and report to membership on the possibility of holding the Annual Awards Banquet at the Golden Coral Restaurant in Jackson. Vote to be held at October meeting to change venue.

Old Business:

John, KD8MQ from the Alliance Club presented the Massillon Club with certificates for 2010 and 2011 Stark Co. QSO party. John presented Terry, N8ATZ with 2010 Stark Co. QSO award and the 2011 Stark Co. QSO first place award

Massillon Club Technician License Class is starting on September 6, 2011.

Club Station: The beam antenna is re-installed and connected.

Field Day: Location for field day at Stark Library at Sippo Lake Park not an option.

New Business:

Club Repeater: Andrew WB8WFO donated a blower fan for use at the club repeater site.

Hamfest: Date is set for October 30, 2011. Seeking volunteers for help with setup on Saturday October 29 and security during the Hamfest.

There was no program for the meeting.

50/50 was won by Igor K8INN for \$11.

Respectfully submitted by Robert AC8GE and Mike KD8ENV

... HAMFEST DETAILS ...

As I'm completing this month's column, our annual Hamfest is still over a month away and planning is in full swing. At last month's meeting we tried to fill all the main responsibilities including table reservations; ticket sales; prizes; security; club table; auction; mobile checkins etc. We still need additional volunteers to assist with these duties. Please give us a few hours on Hamfest Sunday to help make this another successful hamfest.

Currently the main mail flyer has been updated as well as admission tickets and they will be going to the printer in a few short weeks. The October issue of the major magazines will be out soon and our hamfest announcement should be included. The ARRL has once again donated four very nice gift certificates to use as main / door prizes. We have been working with the Boy's Club to make sure we order enough tables this year to avoid the problems we had last year. Tables will also soon be on order.

Throughout the year we have been distributing hamfest flyers to actively promote this year's event. So far table rentals are slightly ahead of last year which is good news. I am hopeful that we will nearly sell out all available tables prior to hamfest Sunday. We are nearly ready.

We always need volunteers for setup which will be on Saturday, October 30th. Let's shoot for about 9:30 AM. We have this down to a science and should be done before noon.

Final details will be worked out at the October club meeting. Please join us for both the meeting and of course we hope to see you all on Hamfest Sunday !

... HEATHKIT REBORN ! ...

A few weeks ago it was announced that Heathkit Company was returning to the kit business after a ten year absence. Amateur operators are very familiar with Heathkit products and I bet many of our members still own a piece or two of old Heathkit gear.

Heathkit was well known for their line of amateur radio kits, especially their well written assembly manuals that would allow nearly everyone without much kit building experience to assemble, test and operate a fine piece of radio gear.

Hams have always loved building equipment and Heathkit satisfied the desire of thousands of ham operators since beginning in the radio kit business back in 1954, when the radio was in its heyday.

I can remember building many of their kits after I received my ham license. While they were based out of Michigan, they had a retail store in Cleveland for a number of years. I have great memories of visiting the store on a Saturday and bringing home a brand new kit to begin building.

Over the years I built everything from transceivers, both HF and VHF, to accessories and a lot of their test equipment. Even after all these years, I still own much of what I built, including my coveted HR-1680 Receiver. While not up to today's state-of-the-art imports, it is still a thing of beauty and constructed with my very own hands – Real Radio !.

Maybe as a club program this winter, we can have a Heathkit Night, where we can bring in and show off any Heathkit equipment we still own and use. Sounds like it would be fun !

Heathkit's re-entry into the kit business will be slow but I am looking forward to once again experiencing the thrill and total satisfaction that one can only experience building a genuine Heathkit Product.

About five years ago while browsing through the Dayton Hamvention fleamarket, I found a great reference book on Heathkit products. Written by Chuck Penson, WA7ZZE and published by CQ Communications, it includes a great history of the company and a complete guide to all their many products over the years. It was the find of the weekend. Many times since I find myself leafing through the pages remembering all the great times I had building and using their products. If we end up having a Heathkit Show and Tell night at the club, I'll bring it along as well.

And oh yes, I'll let you know when my next new Heathkit Kit shows up in the main, I can hardly wait !.

... SEPTEMBER QST ...

The September issue of QST Magazine was their annual Emergency Communications / Public Service issue and again this year it was full of very useful information related to public service communications along with several technical articles on the subject.

One in particular that caught my eye covered creating your own emergency radio package or better known as a Grab and Go Kit. Every ham involved in public service should have a communications kit kept ready to use on short notice in case they are asked to report on short notice to a communications drill or emergency.

While I do have one, it's a bit dated and needs updating. Sounds like a good club project for this winter. Over the next couple of months, I'll cover a few basics every Go-Kit should have and maybe make it part of a future club program.

The September issue also covered updates to the League's

newly revised Emergency Communications Training Course and several reports from this past season's severe weather that caused widespread injury and destruction. I hope you get a chance to review it and dedicate yourself to assist in as many public service events as you can next year.

That's it for this month.
 See you at the meeting and especially our Hamfest !

**73's
 Terry - N8ATZ**

KB6NU's Column for September 2011

Hi, folks—This month's column was written by Craig Miller, W8CR. I worked Craig about a month ago, and when he mentioned that he'd written articles for his club's newsletter, I asked if he'd like to provide a column occasionally. I hope you enjoy this column as much as I did. 73! Dan KB6NU

Bitten by the Bug By Craig Miller, W8CR

Ahhhhh, just put the kid on the bus, and the wife is on her way to the salt mine. Now, I have 45 minutes to see if I can scare up a quick QSO.

40 meters sounds pretty quiet this morning—no ear splitting static crashes. The usual morning CW junkies must have already headed off to work or out mowing the grass. I spin the dial down to 7.023 to see if any speedsters are still on. Some days, I can even keep up with them at 30-35 wpm. It must be later than I thought, though. Those guys are gone too.

Tuning back up to 7.030, I hear a couple of guys wrapping up a chat at about 20 wpm: "FB FRED MUST QRT TO WALK THE DOG 73 ES CUL..." (translation: "Good copy, Fred, but I really gotta go to the bathroom! Best regards and see you later.").

I spin the dial up to 7.032, and don't hear any beeps or boops. I guess here is where I'll cast my line. "QRL?" (translation: "Anybody out there working that last rare DX station for your DXCC that I can't hear?"). Nuttin' heard. I'll QRL one more time before "CQ CQ CQ DE W8CR W8CR K". Silence. Again "CQ CQ...". Just the hiss out of the speaker. Well maybe this ain't gonna happen today. One more time...

Bam - I got one! He's got a nice strong signal too. But, wait. What the ...? What is he sending me? "DAAAAAHHHHHHH DIT DIT DIT DIT DAAAAAHHHHHHH DAAAAAHHHHHHH DAAAAAHHHHH DIT DITDITDIT DIT DIT DITDITDITDITDAAAAAHHHHHH." NUTS! He's using a bug, a mechanical key dating back to the old railroad days. It's an ingenious mechanism for sending high speed code,

but it takes a lot of practice to send clear, copyable code. I can barely make out my call sign let alone his - this isn't gonna be fun.

I have two options:

1. Don't reply and pretend I didn't hear him. He's really strong, though, and most likely I am, too. He knows I can hear him. Plus, that's the coward's way out.

2. Answer him and tough it out.

I answer him. We exchange the usual stuff. My RST is 579, his name is Bill, and he lives in Niassa Fihls, errrrr, Niagara Falls, NY. "Niagara Falls, eh?" We've been wanting to visit there before our kid gets too old to even want to be seen with his parents, let alone ride in a car for 6 hours to look at water flowing over rocks. Plus, that's where Nikola Tesla built his hydro power station that illuminated Buffalo over a hundred years ago. I'm hooked now - lotsa questions for him.

As our conversation progresses, his dot-to-dash ratio varies all over the map, but I slowly get used his style of CW. It's like listening to British shows on PBS. At first, they're totally unintelligible, but over time, your brain figures it out.

I have to give him credit, he's using something that is a passing skill. I have a bug I bought years ago, but could never master it well enough for me to feel comfortable subjecting others to the noise.

Well, that 45 minutes passed fast. Time to get to work. I promised I would look him up whenever we get to Niagara. I guess it wasn't a total nightmare working him and his bug, after all. Kinda like talking to somebody with a thick accent.

After all he is a New Yorker

Miller, W8CR, began his ham career in 1974 as WN8TLC. He lives in Ostrander, Ohio. He enjoys HF CW ragchewing with a little bit of DXing and contesting tossed in. He is an active officer in the Delaware County (Ohio) ARES and a member of the DELARA (www.k8es.org) radio club.###





TAKE A LOOK AT THIS... SALE



FOR SALE : Pictures on the left: A 40 foot ALUMINUM tower is being offered for sale. Specs follow;

1. Manufacturer: Universal Tower
2. Base section 30" x120 (10 foot)
3. 40 ' total height: FOLD OVER TYPE !
4. Each section tapered; from 30" - 18" . 18" top section
5. Self supporting. Handles almost any antenna.
6. COMES WITH two antennas: a triband dipole for 40,75. and 160 meters. Second antenna is a Cushcraft MA-5B - 5 BAND ANTENNA ! 10, 12, 15, 17, 20 meter bands
7. 2" Thrust Bearing
8. 2" Mast pipe

Tower is about 10 years old and has weathered beautifully, looks almost like new. Harold says you can have it all including the foldover mechanism, wench, steel cable, mounting post, ect.

ASKING PRICE: \$ 1,000.00 FOR ALL ! CONTACT Harold, W8RRG at 330/837-2865.



FOR SALE

On the LEFT a Kenwood TS 950 S VHF transceiver.. 10 thru 160 meters. The transceiver boasts an internal power supply, with output of 100 watts? The rig is about 8 years old. Comes complete with a MC 60 Kenwood microphone. When purchased new it cost around \$ 4000. Asking \$ 1800.00 (negotiable) ! Picture on RIGHT is a MFJ Versatuner V model 989C. Asking \$ 150 for it. Also has about 100 feet Belden 8214 coax (NEW). Asking \$ 125.



For viewing and negotiations, please call Jesse AA8AU, daytime hours at 330/484-5230.

G1109

Ohio QSO Party August 2011 Using the Multi-Band Inverted-V Antenna

The article published in July 2011 “Multi-Band Inverted-V Antenna” covered the construction and tuning of the antenna. This article covers the field results using the antenna.



Antenna showing 4 inverted Vee's, 8 wires total, 40M, 20M, 15M, & 10M bands.

The Ohio QSO party was held at Deis Hill in Dover, Ohio, August 27, 2011 by the Tuscarawas County Amateur Radio Club. The transceiver used was an Icom IC-7000 running 100 watts output directly to the antenna. No tuner was needed or used during the operation. The SWR was less than 2:1 across all 4 bands with the exception of the upper 200 KHz of the 10 meter band since the 10 Meter portion was tuned for the lower end.

Installation time was around 30 minutes. Disassembly time was around 20 minutes.



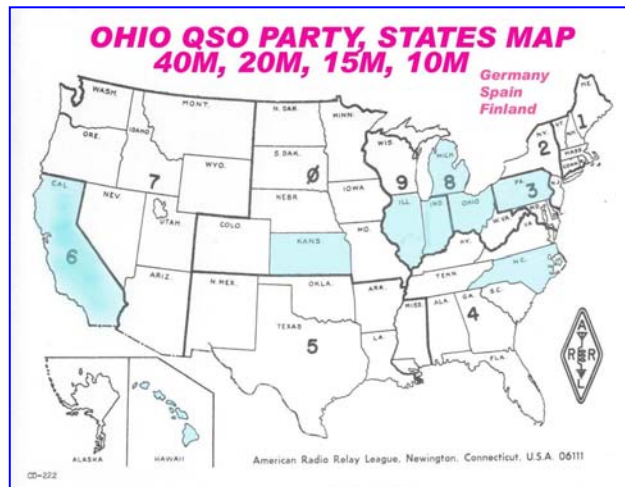
Included in this article are 2 maps showing areas worked during the contest. Although the contest was Ohio, other areas were worked for antenna performance testing. It was not all operation. Part of the day was spent with technical discussions and testing automatic tuner operation on the G5RV antenna that was used with the second station.



And of course, who could forget the evening picnic.



The following maps show the results using the PVC multi-band antenna. (This does not include the total of the 2 stations at this time.) The antenna pattern shows a reasonable circular coverage. 40M wires were located East-West and 20M wires were located North-South. Most of the contacts were made on 40M. DX was on 20M and 15M.



Summary: The antenna system features a portable design using a single feedline and no tuner. The assembly, disassembly, and installation of the antenna can be done with 1 person, however, 2 or 3 persons are recommended. With this design and previously published information, this can teach hardware design using available supplies, and antenna tuning application.



Construction can be accomplished using common tools.

73 DE MIKE, WA8MKH

MARC PICTURE PAGE OHIO QSO PARTY

WD8MIU HOSTS QSO PARTY AT HIS HOME (PORTABLE STYLE)




In the picture on the left is Wade, WD8MIU shown at the operator's position for this year's Ohio QSO Party. In the picture on the right is Dave Selby, KC8WVH with Russ N8PIL just behind him in the "dark" (doesn't show up in re-production). They had a great time , made a few QSO's and helped put Ohio on the "map" !

Photos from Wade WD8MIU

ONE OF THE LATEST PROJECTS AT THE "BIG W8KXR" SHACK


Intricate underchassis wiring



The final product. Doesn't it look "brand new? Great Job Gene !



Close up of a couple new capacitors in the under chassis wiring of the Hallicrafters S-38 rig.



HERE KITTY KITTY! Gene employs some weird help theses days ! EH he's just a moocher Gene says !

Photos by Gene W8KXR

October 2011

W8NP Monthly Planner

Sunday	Monday	Tuesday	Wednesday	Thursday	Friday	Saturday																																																																																																		
<table border="1" style="margin: auto;"> <tr> <th colspan="7">Sep 2011</th> <th colspan="7">Nov 2011</th> </tr> <tr> <td>S</td><td>M</td><td>T</td><td>W</td><td>T</td><td>F</td><td>S</td> <td>S</td><td>M</td><td>T</td><td>W</td><td>T</td><td>F</td><td>S</td> </tr> <tr> <td></td><td></td><td></td><td></td><td>1</td><td>2</td><td>3</td> <td>1</td><td>2</td><td>3</td><td>4</td><td>5</td><td></td><td></td> </tr> <tr> <td>4</td><td>5</td><td>6</td><td>7</td><td>8</td><td>9</td><td>10</td> <td>6</td><td>7</td><td>8</td><td>9</td><td>10</td><td>11</td><td>12</td> </tr> <tr> <td>11</td><td>12</td><td>13</td><td>14</td><td>15</td><td>16</td><td>17</td> <td>13</td><td>14</td><td>15</td><td>16</td><td>17</td><td>18</td><td>19</td> </tr> <tr> <td>18</td><td>19</td><td>20</td><td>21</td><td>22</td><td>23</td><td>24</td> <td>20</td><td>21</td><td>22</td><td>23</td><td>24</td><td>25</td><td>26</td> </tr> <tr> <td>25</td><td>26</td><td>27</td><td>28</td><td>29</td><td>30</td><td></td> <td>27</td><td>28</td><td>29</td><td>30</td><td></td><td></td><td></td> </tr> </table>						Sep 2011							Nov 2011							S	M	T	W	T	F	S	S	M	T	W	T	F	S					1	2	3	1	2	3	4	5			4	5	6	7	8	9	10	6	7	8	9	10	11	12	11	12	13	14	15	16	17	13	14	15	16	17	18	19	18	19	20	21	22	23	24	20	21	22	23	24	25	26	25	26	27	28	29	30		27	28	29	30				<p style="color: #800080; font-size: 1.2em; margin: 0;">1</p> <p style="margin: 0;">VE Test Session, Portage County ARS, 1000, Ctc.: Robert 330-607-3833, Center of Hope, Ravenna</p>
Sep 2011							Nov 2011																																																																																																	
S	M	T	W	T	F	S	S	M	T	W	T	F	S																																																																																											
				1	2	3	1	2	3	4	5																																																																																													
4	5	6	7	8	9	10	6	7	8	9	10	11	12																																																																																											
11	12	13	14	15	16	17	13	14	15	16	17	18	19																																																																																											
18	19	20	21	22	23	24	20	21	22	23	24	25	26																																																																																											
25	26	27	28	29	30		27	28	29	30																																																																																														
<p style="color: #800080; font-size: 1.2em; margin: 0;">2</p> <p style="margin: 0;">Massillon Radio Net - 3599.5, 1930</p>	<p style="color: #800080; font-size: 1.2em; margin: 0;">3</p> <p style="margin: 0;">BD K8MOO</p>	<p style="color: #800080; font-size: 1.2em; margin: 0;">4</p> <p style="margin: 0;">BD N8ATZ Massillon Radio Net - 3599.5, 1930 Stark County ARES Net on 147.12 at 7:00 PM</p>	<p style="color: #800080; font-size: 1.2em; margin: 0;">5</p>	<p style="color: #800080; font-size: 1.2em; margin: 0;">6</p> <p style="margin: 0;">Massillon Radio Net - 3599.5, 1930</p>	<p style="color: #800080; font-size: 1.2em; margin: 0;">7</p> <p style="margin: 0;">Massillon Amateur Radio Club Meeting, Senior Center, Massillon, 2000</p>	<p style="color: #800080; font-size: 1.2em; margin: 0;">8</p>																																																																																																		
<p style="color: #800080; font-size: 1.2em; margin: 0;">9</p> <p style="margin: 0;">BD WD8ROR MarcFest 2011, Belle Vernon, PA, Ctc: Chris, 724-258-8419 Massillon Radio Net - 3599.5, 1930</p>	<p style="color: #800080; font-size: 1.2em; margin: 0;">10</p> <p style="margin: 0;">BD N8GPC Columbus Day (Observed)</p>	<p style="color: #800080; font-size: 1.2em; margin: 0;">11</p> <p style="margin: 0;">Massillon Radio Net - 3599.5, 1930 Stark County ARES Net on 147.12 at 7:00 PM</p>	<p style="color: #800080; font-size: 1.2em; margin: 0;">12</p>	<p style="color: #800080; font-size: 1.2em; margin: 0;">13</p> <p style="margin: 0;">Massillon Radio Net - 3599.5, 1930</p>	<p style="color: #800080; font-size: 1.2em; margin: 0;">14</p> <p style="margin: 0;">West Stark Info Net - 147.180 at 2000</p>	<p style="color: #800080; font-size: 1.2em; margin: 0;">15</p> <p style="margin: 0;">BD WD8MIF</p>																																																																																																		
<p style="color: #800080; font-size: 1.2em; margin: 0;">16</p> <p style="margin: 0;">Massillon Radio Net - 3599.5, 1930</p>	<p style="color: #800080; font-size: 1.2em; margin: 0;">17</p>	<p style="color: #800080; font-size: 1.2em; margin: 0;">18</p> <p style="margin: 0;">Massillon Radio Net - 3599.5, 1930 Stark County ARES Net on 147.12 at 7:00 PM VE Test Session, Pioneer AR Fellowship, 1830, Ctc: Ronald, 330-724-5981, Akron Baptist Temple</p>	<p style="color: #800080; font-size: 1.2em; margin: 0;">19</p>	<p style="color: #800080; font-size: 1.2em; margin: 0;">20</p> <p style="margin: 0;">Massillon Radio Net - 3599.5, 1930</p>	<p style="color: #800080; font-size: 1.2em; margin: 0;">21</p> <p style="margin: 0;">West Stark Info Net - 147.180 at 2000</p>	<p style="color: #800080; font-size: 1.2em; margin: 0;">22</p>																																																																																																		
<p style="color: #800080; font-size: 1.2em; margin: 0;">23</p> <p style="margin: 0;">26th Annual USECA Hamfest, Sterling Heights, MI , Ctc: Larry, 586-944-6679 Massillon Radio Net - 3599.5, 1930</p>	<p style="color: #800080; font-size: 1.2em; margin: 0;">24</p>	<p style="color: #800080; font-size: 1.2em; margin: 0;">25</p> <p style="margin: 0;">Massillon Radio Net - 3599.5, 1930 Stark County ARES Net on 147.12 at 7:00 PM</p>	<p style="color: #800080; font-size: 1.2em; margin: 0;">26</p>	<p style="color: #800080; font-size: 1.2em; margin: 0;">27</p> <p style="margin: 0;">Massillon Radio Net - 3599.5, 1930</p>	<p style="color: #800080; font-size: 1.2em; margin: 0;">28</p> <p style="margin: 0;">West Stark Info Net - 147.180 at 2000</p>	<p style="color: #800080; font-size: 1.2em; margin: 0;">29</p> <p style="margin: 0;">MARC Hamfest Setup, 0900 at the Massillon Boys & Girls Club</p>																																																																																																		
<p style="color: #800080; font-size: 1.2em; margin: 0;">30</p> <p style="margin: 0;">MARC HAMFEST! Also, VE Test Session, Massillon Hamfest, 0900, Ctc.: John, 330-433-0726, Massillon Boys & Girls Club Massillon Radio Net - 3599.5, 1930</p>	<p style="color: #800080; font-size: 1.2em; margin: 0;">31</p> <p style="margin: 0;">Halloween</p>	<p>Upcoming Events:</p> <p>Nov.6 - WACOM Hamfest, Washington, PA</p> <p>Nov. 19 - 20 - Indiana State Convention, Fort Wayne Hamfest - Computer Expo)</p> <p>Nov. 19 - 57th Annual Massillon Holiday Parade, 10:00</p>																																																																																																						

MASSILLON AMATEUR RADIO CLUB
P.O. BOX 73
MASSILLON, OHIO 44648

FIRST CLASS MAIL

TO:



75 Years in existence 1927-2002



VISIT US ON THE WEB AT; <http://www.w8np.org>

<i>President</i>	<i>Wade Huthmacher</i>	<i>WD8MIU</i>
<i>Vice President</i>	<i>Byron Berger</i>	<i>KF8UN</i>
<i>Secretary</i>	<i>Robert Keller</i>	<i>AC8GE</i>
<i>Treasurer</i>	<i>Gary Kline</i>	<i>WC8W</i>
<i>Editor</i>	<i>Gary Kline</i>	<i>WC8W</i>
<i>Trustees</i>	<i>Don Finley</i>	<i>W8DEF</i>
	<i>Mike Palmer</i>	<i>KD8ENV</i>
	<i>Don Wade</i>	<i>W8DEA</i>
<i>W8NP Trustee</i>	<i>Perry Ballinger</i>	<i>W8AU</i>
<i>W8NP Webmaster</i>	<i>Terry Russ</i>	<i>N8ATZ</i>